

Submissions for 15th FC grant for FY 2022-23

Indore Municipal Corporation, Madhya Pradesh

Form Current Status: In Progress

28 SLBs FORM

Sections/Indicators	Actual Indicator 2021-22	Target Indicator 2022-23
Water Supply		
Coverage of water supply connections	82 %	80 %
Per capita supply of water(lpcd)	176 lpcd	135 lpcd
Extent of metering of water connections	11 %	13 %
Continuity of water supply	1 Hours/day	2 Hours/day
Quality of water supplied	99 %	100 %
Efficiency in redressal of customer complaints	100 %	100 %
Cost recovery in water supply service	76 %	77 %
Efficiency in collection of water supply-related charges	88 %	90 %
Extent of non-revenue water (NRW)	24 %	23 %
Sanitation		
Coverage of toilets	100 %	100 %
Coverage of waste water network services	99 %	100 %
Collection efficiency of waste water network	100 %	100 %
Adequacy of waste water treatment capacity	100 %	100 %
Quality of waste water treatment	100 %	100 %
Extent of reuse and recycling of waste water	20 %	22 %

	30 %	32 %
Efficiency in collection of waste water charges	5 %	7 %
Efficiency in redressal of customer complaints	100 %	100 %
Extent of cost recovery in waste water management	100 %	100 %
Solid Waste		
Household level coverage of solid waste management services	100 %	100 %
Extent of segregation of municipal solid waste	100 %	100 %
Extent of municipal solid waste recovered	98 %	98 %
Extent of cost recovery in SWM services	100 %	100 %
Efficiency in collection of SWM related user related charges	85 %	90 %
Efficiency of collection of municipal solid waste	100 %	100 %
Extent of scientific disposal of municipal solid waste	100 %	100 %
Efficiency in redressal of customer complaints	98 %	100 %
Storm Water		
Incidence of water logging	25 Nos./Year	13 Nos./Year
Coverage of storm water drainage network	24 %	26 %

Population : 2939406



28 SLBs FORM

PREVIEW

Sections/Indicators

Actual Indicator 2021-
22Target Indicator 2022-
23

Water Supply

Coverage of water supply connections

85

%

85

%

Per capita supply of water(lpcd)

135

LPCD

135

LPCD

Extent of metering of water connections

0

%

0

%

Continuity of water supply

3

OURS/DA

3

OURS/DA

Quality of water supplied

90

%

100

%

Efficiency in redressal of customer complaints

57

%

80

%

Cost recovery in water supply service

50

%

60

%

Efficiency in collection of water supply-related charges

35

%

40

%

Extent of non-revenue water (NRW)

25

%

20

%

Sanitation

Coverage of toilets

100

%

100

%

Coverage of waste water network services

100

%

100

%

Collection efficiency of waste water network

10

%

30

%

Adequacy of waste water treatment capacity

45

%

65

%

Quality of waste water treatment

100

%

100

%

Extent of reuse and recycling of waste water

5

%

10

%

Efficiency in collection of waste water charges

0

%

50

%

Efficiency in redressal of customer complaints

60

%

95

%

Extent of cost recovery in waste water management

0

%

5

%

Overview

Resources

















Grant Transfer
CertificateDetailed
Utilisation ReportAnnual
AccountsLinking of
PFMS AccountProperty tax
Operationalisation

28 SLBs





Open
Defecation Free
(ODF)

finance

Solid Waste

Household level coverage of solid waste management services	100		100	
Extent of segregation of municipal solid waste	100		100	
Extent of municipal solid waste recovered	100		100	
Extent of cost recovery in SWM services	75		82	
Efficiency in collection of SWM related user related charges	78		85	
Efficiency of collection of municipal solid waste	100		100	
Extent of scientific disposal of municipal solid waste	100		100	
Efficiency in redressal of customer complaints	100		100	

Storm Water

Incidence of water logging	20		12	
Coverage of storm water drainage network	55		60	

Population* 1327609

[Click Here](#) to view your performance against the 4 SLBs.

Status: Under Review by MoHUA

State Review Status: APPROVED

Remarks:

Document:

< - Previous Form

Next Form ->

cityfinance.in

Cityfinance.in serves as a national framework of standardized, timely and credible financial information on India's cities, beginning with urban local bodies. It facilitates benchmarking, comparison and peer learning between cities on a range of financial indicators.

[Home](#)

[Financial](#)

[Own Revenue Performance](#)

[Service Level Benchmarks Performance](#)

[Resources](#)

Director, AMRUT

Ministry of Housing and Urban Affairs

210 C, Nirman Bhawan, Maulana Azad Road

New Delhi-110011

Email:

contact@cityfinance.in

Connect With Us

